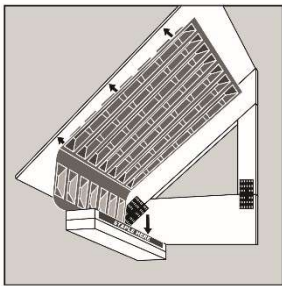


AccuVent Cathedral / Spray Foam

(PN: ACBP18445, ACBP18446, ACBP18425, ACBP18426)

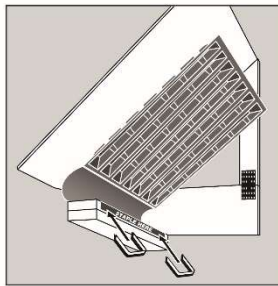
Step 1:

Using a starter baffle, staple "Staple Here" flange to face of top plate.



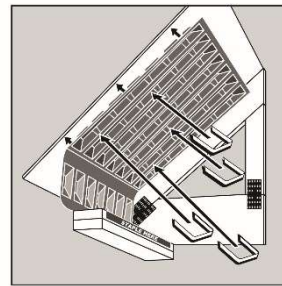
Step 2:

Push bottom against top of top plate, may want to secure back edge with staples.



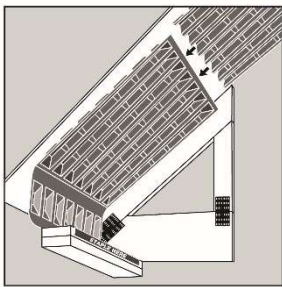
Step 3:

Staple the ventilation baffle to the roof decking.



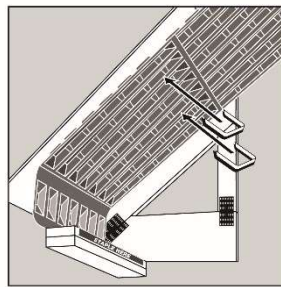
Step 4:

Slide extension behind starter strip and secure to roof decking.



Step 5:

Firmly secure the extension strip to the roof decking. Multiple extension strips may be required to reach the ridge vent.



Step 6:

Apply the spray foam to the AccuVent product.

